

Protean eGov Technologies Limited



STANDARD OPERATING PROCEDURE (SOP)

Initiation and Authorization of Online Death Withdrawal request by Point of Presence (POP)

Version 1.3

REVISION HISTORY

Sr. No.	Date of Revision	Version No.	Section Number	Description of Change
1	-	1.0	-	Initial Version
2	08.02.2024	1.1	-	Mandatory Name verification during Penny Drop
3	12.08.2024	1.2	-	Implementation of Penny Drop at the time of initiation of Death Withdrawal request. Request will get captured only in case of successful penny drop & name match of all claimants and annuitant
4	20.12.2024	1.3	-	Contents (w.r.t. Online bank details verification) reviewed and updated

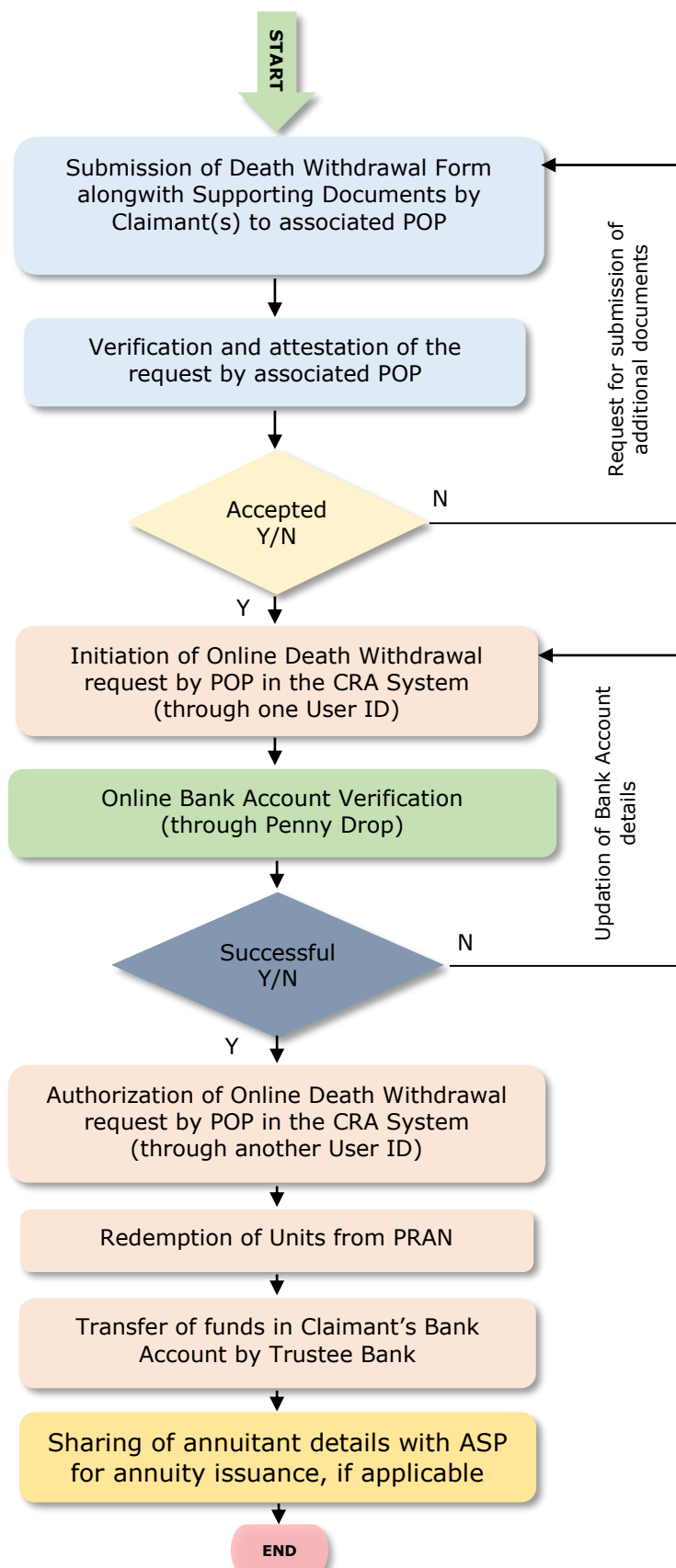
Index

Sr. No	Topic	Page No
1	Abbreviations	4
2	Process Flow – Processing of Online Death Withdrawal Request	5
3	Preface	6
4	Procedure for Processing Online Death Withdrawal request	7
5	Initiation of Online Death Withdrawal request in CRA System by POP	9
6	Authorization of Online Death Withdrawal request in CRA System by POP	31
7	Annuity Issuance Process (Optional – If opted by Claimant)	39

1. Abbreviations

Abbreviation	Expansion
ASP	Annuity Service Provider
CRA	Central Recordkeeping Agency
NPS	National Pension System
PFRDA	Pension Fund Regulatory & Development Authority
POP	Point of Presence
POP-SP	Point of Presence Service Provider
PRAN	Permanent Retirement Account Number

2. Process Flow – Processing of Online Death Withdrawal Requests



3. Preface:

As per the Pension Fund Regulatory and Development Authority (PFRDA), (Exits & Withdrawals under NPS) Regulations 2015 and amendments thereto, in case of Death of NPS Subscriber under All Citizens of India & Corporate Sector, the entire accumulated pension wealth of the Subscriber (100% NPS Corpus) shall be paid to the nominee(s) or legal heir(s), as the case may be, of such Subscriber.

Though, the nominee/legal heir of the deceased Subscriber shall have the option to purchase any of the annuities being offered upon exit, if they so desire, while applying for withdrawal of benefits on account of deceased Subscribers' Permanent Retirement Account.

4. Procedure for Processing Online Death Withdrawal requests by POP

The brief steps to be followed by POP

- **Pre-requisite for Processing of Death Withdrawal request:**

- ✓ Death Withdrawal Form duly filled and signed by Nominee/Legal heir.
- ✓ Death certificate of the subscriber.
- ✓ KYC (Identity and Address proof) documents of Nominee/Legal heir/Annuitant, Bank Proof of Nominee/Legal heir/Annuitant and Copy of PRAN card/ePran of Subscriber.
- ✓ PAN of Nominee/Legal heir/Annuitant wherever applicable.
- ✓ In case of multiple nominees, Relinquishment deed from nominee who is willing to release and relinquish his/her respective shares in the claim under NPS and Indemnity bond from nominee who is claiming the NPS corpus. Relinquishment deed and Indemnity bond should be on minimum Rs. 100 stamp paper and duly notarized.
- ✓ Additional documents required by POP in support of Death Claim.
- ✓ Bank details should be correct/valid - *During request initiation, Bank Account no., Bank IFS Code and Nominee/Legal heir/Annuitant will be verified through online Bank Account Verification (Penny drop facility). Hence, Bank account number and IFS Code should be active and operative. Also Name of Nominee/Legal heir/Annuitant as per CRA and bank record should match. **If Online Bank Account Verification (Penny drop) fails, request initiation will not be allowed.***
- ✓ Nominations should be as per Clause 32 of PFRDA (Exits & Withdrawals under NPS) Regulations 2015

- **Verification & Attestation of Physical Death Withdrawal Request**

- ✓ The POP shall verify the physical Death Withdrawal Form & supporting documents [such as Death Certificate, KYC Documents (Id Proof & Address Proof), Bank Account Proof and other required documents] submitted by the Claimant(s). *The Death Withdrawal Form is available on CRA website www.npscra.nsdl.co.in.*
- ✓ ***POP, upon receiving the withdrawal request, shall take the necessary steps to identify the Claimant(s). It is the responsibility of the POP to check the veracity of the supporting documents submitted by the claimant(s) along with claim and may obtain additional supporting documents if required to ensure that claim amount is given to the legitimate claimant(s).***
- ✓ On successful verification, the POP shall attest the Withdrawal Form and Supporting documents. Also, note that the clear/legible scanned documents will have to upload while capturing Death Withdrawal request.
- ✓ Claimant have an option to opt for 100% Lumpsum withdrawal or 100% Annuity Withdrawal or Lumpsum & Annuity Withdrawal.

- **Initiation and Authorization of Online Death Withdrawal request in CRA System**

- ✓ On successful verification of Death Withdrawal Form and supporting documents, POP shall initiate withdrawal request in the CRA system through One User ID by selecting digital certificate option.
- ✓ Bank details should be correct/valid - During request initiation, Bank Account and Name of the Nominee/Annuitant/Legal heir will be verified through online Bank Account Verification (Penny drop facility). If Online Bank Account Verification (Penny drop) fails, request initiation will not be allowed.
- ✓ Mandatory Upload of valid and legible Physical Death Withdrawal Form, Death certificate of the Subscriber, KYC Documents (Identity & Address Proof) and bank proof of *Nominee/Legal heir/Annuitant*, copy of PRAN card/ePRAN and other additional documents required by POP.
- ✓ Authorization of request by POP in the CRA system through other User ID by selecting digital certificate option.

Online Exit Module has been implemented in the CRA system to facilitate POPs to process Exit requests of underlying NPS Subscribers. This document describes the detailed procedure to be followed by the POPs for initiation and authorization of Online Death Withdrawal requests in the CRA system.

5. Steps to initiate Online Death Withdrawal request in CRA System by POP

POP User will access CRA System www.cra-nsdl.com using one DSC User ID as given below in **Figure 1**.

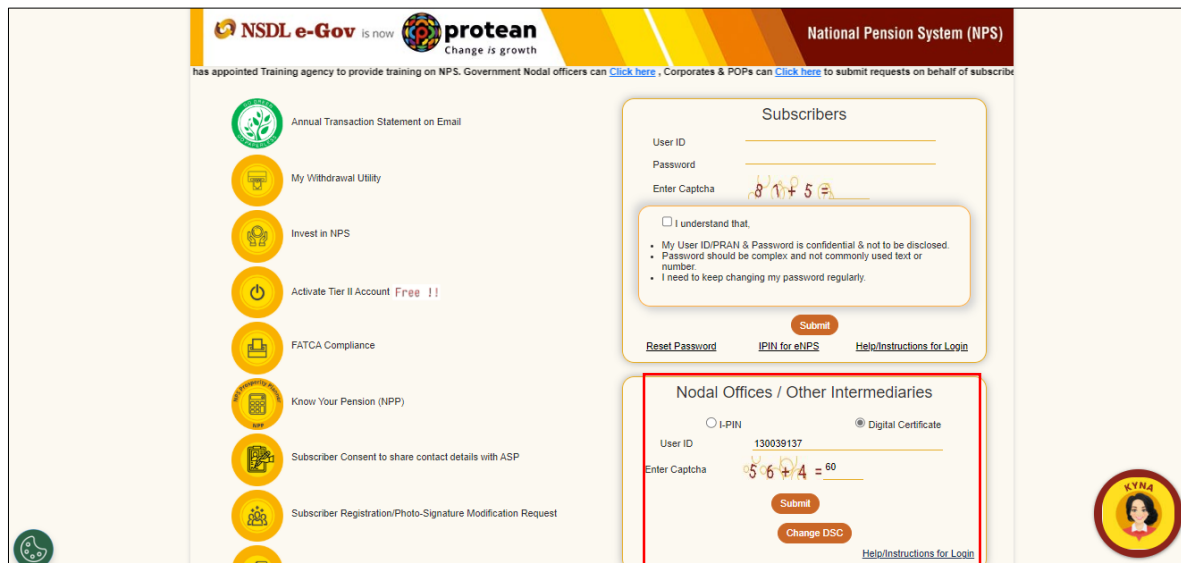
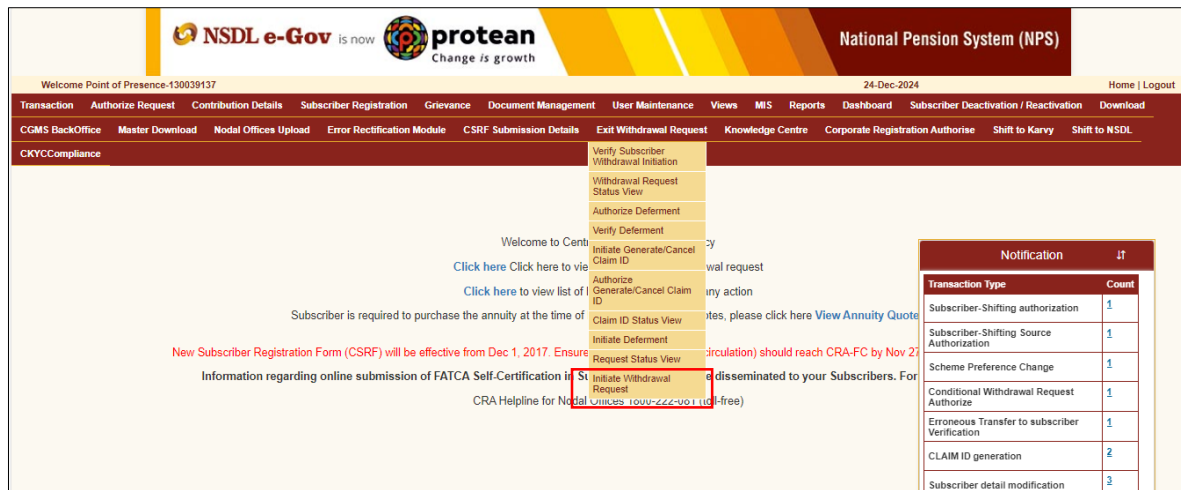


Figure 1

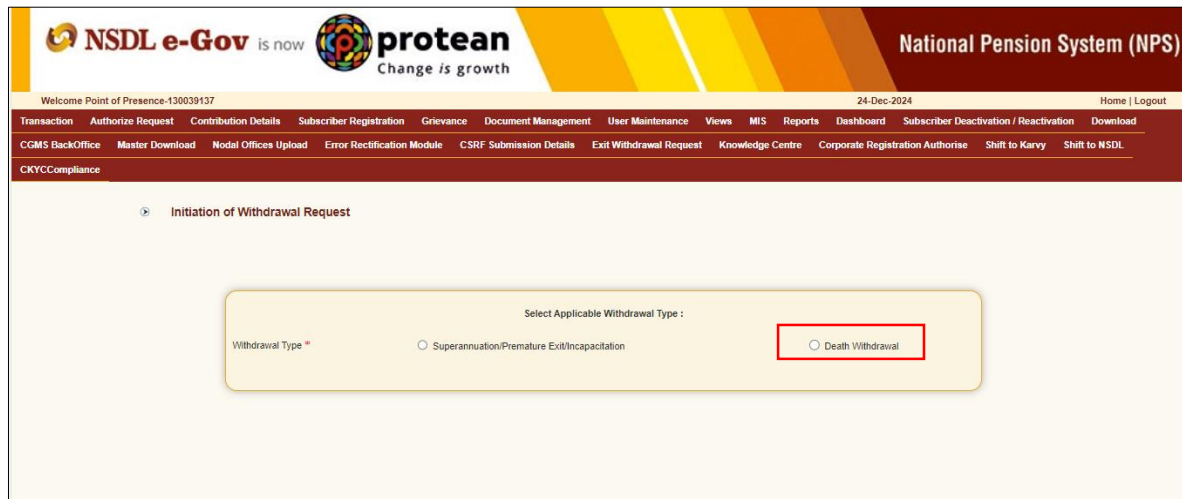
On successful login, User needs to click on Menu “**Exit Withdrawal Request**” and select Sub Menu “**Initiate Withdrawal Request**” as given below in **Figure 2**.



Transaction Type	Count
Subscriber-Shifting authorization	1
Subscriber-Shifting Source Authorization	1
Scheme Preference Change	1
Conditional Withdrawal Request Authorize	1
Erroneous Transfer to subscriber Verification	1
CLAIM ID generation	2
Subscriber detail modification	2

Figure 2

User needs to select the option “**Death Withdrawal**” as given below in **Figure 3**.



NSDL e-Gov is now **protean** Change is growth

Welcome Point of Presence-130039137 24-Dec-2024 Home | Logout

Transaction Authorize Request Contribution Details Subscriber Registration Grievance Document Management User Maintenance Views MIS Reports Dashboard Subscriber Deactivation / Reactivation Download

CGMS BackOffice Master Download Nodal Offices Upload Error Rectification Module CSRF Submission Details Exit Withdrawal Request Knowledge Centre Corporate Registration Authorise Shift to Kavya Shift to NSDL

CKYCC Compliance

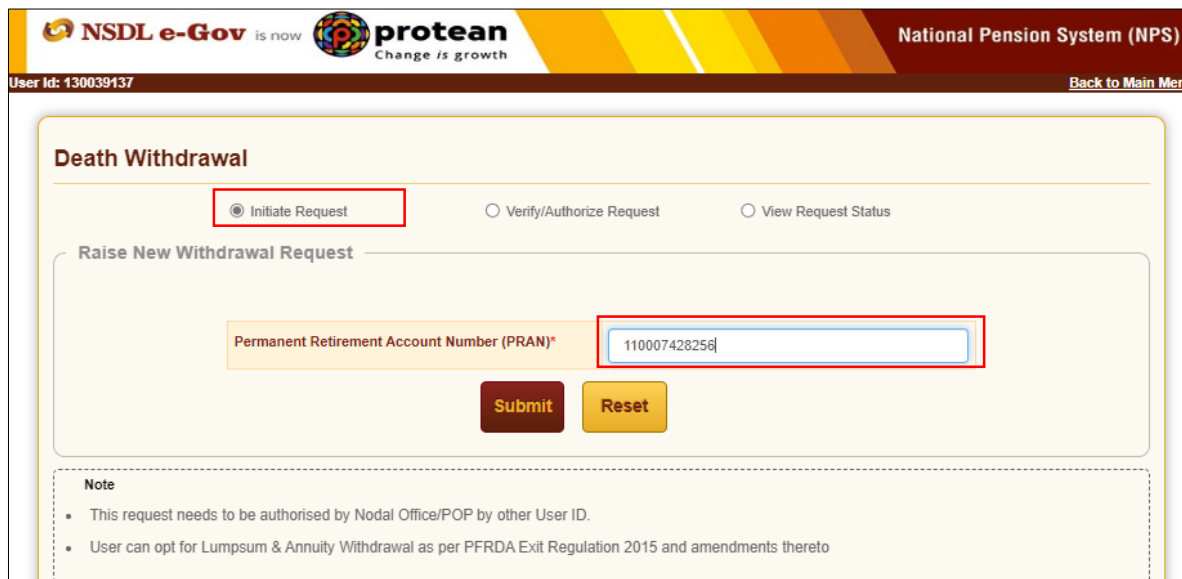
Initiation of Withdrawal Request

Select Applicable Withdrawal Type :

Withdrawal Type * ☐ Superannuation/Premature Exit/Incapacitation ☒ Death Withdrawal

Figure 3

User needs to select the **"Initiate Request"** option to initiate the death withdrawal request and enter PRAN of the Subscriber and click on **"Submit"** button as given below in **Figure 4**.



NSDL e-Gov is now **protean** Change is growth

User Id: 130039137 Back to Main Menu

Death Withdrawal

☒ Initiate Request ☐ Verify/Authorize Request ☐ View Request Status

Raise New Withdrawal Request

Permanent Retirement Account Number (PRAN)* 110007428256

Submit **Reset**

Note

- This request needs to be authorised by Nodal Office/POP by other User ID.
- User can opt for Lumpsum & Annuity Withdrawal as per PFRDA Exit Regulation 2015 and amendments thereto

Figure 4

At this stage, User needs to accept declarations. On acceptance of declarations, User needs to click on **"OK"** button. Please refer below **Figure 5**.

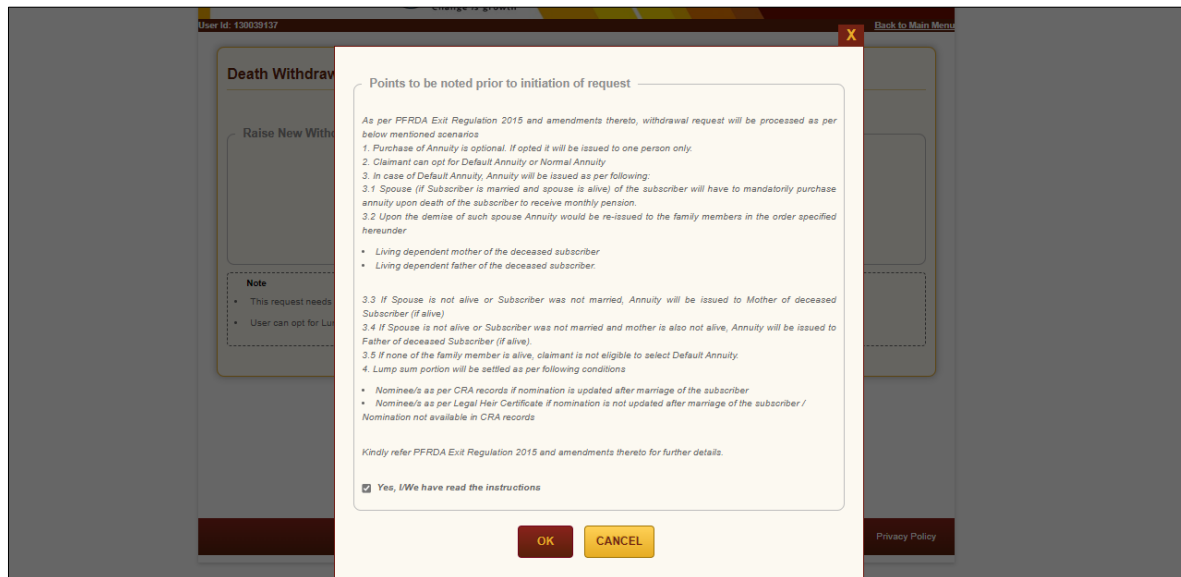


Figure 5

At this stage, User needs to capture Date of Death of the Subscriber and click on **"Submit"** button. Please refer below **Figure 6**.

Death Withdrawal

PRAN: 110007428256 **Subscriber Name:** Mamta Shantaram Gurav

POP-SP Reg No: 6038583 **POP Reg No:** 5000376

POP-SP Name: Stockholding CorPoration of India Ltd, Church Rd - Jaipur **POP Name:** Stock Holding Corporation Of India Limited

Subscriber Details

Date of Birth	29/04/1960
Father's Name	JVWVHVC DVD BVNTVD
Subscriber's gender	Male
Marital Status	-
Orphan Status	
Date Of Death*	01/12/2024 <input type="text"/> DD/MM/YYYY Kindly enter Date of Death



Submit **Back**

Note

- Out of Total NPS Corpus, % of corpus Claimant will receive in his/her bank account.
- Out of Total NPS Corpus, % of corpus Annuitant will utilise towards pension
- Claimant can allocate any percentage towards Lump sum and Annuity
- If spouse and parents are not alive, Claimant cannot opt for NPS-Family Income option (Default annuity).
- This request needs to be authorised by Nodal Office/POP with other User ID.
- User can opt for Lump sum & Annuity Withdrawal as per PFRDA Exit Regulation 2015 and amendments thereto.

Figure 6

A new page will be displayed and User needs to click on any one of the options provided i.e. 100% Lumpsum withdrawal or 100% Annuity Withdrawal or Lumpsum & Annuity Withdrawal Under Valuation section. As per the option selected by User, the Claimants Withdrawal details will be displayed in **Section C**. POP user will enter receipt number in "Receipt No" field, as the case may be. User needs to provide the Family Members details in **Section E**. Please refer below **Figure 7**.



National Pension System (NPS)

User Id: 130039137
Back to Main Menu

Death Withdrawal

PRAN: 110007428256
Subscriber Name: Mamta Shantaram Gurav

POP-SP Reg No: 6038583
POP Reg No: 5000376

POP-SP Name: Stockholding CorPo ration of India Ltd, Church Rd - Jaipur
POP Name: Stock Holding Corporation Of India Limited

Subscriber Details

Date of Birth	29/04/1960
Father's Name	JVVVHVC DVD BVNTVD
Subscriber's gender	Male
Marital Status	-
Orphan Status	
Date Of Death*	<input type="text" value="01/12/2024"/> DD/MM/YYYY Kindly enter Date of Death

Edit

Valuation

Tier Type	Valuation in Rs. as on Date of Death 01/Dec/2024	Valuation in Rs. as on Date
Tier 1	430773.96	430773.96
Do you want to opt for?*	<input checked="" type="radio"/> 100% Lump sum Withdrawal <input type="radio"/> 100% Annuity Withdrawal <input type="radio"/> Lump sum & Annuity Withdrawal	
Select Annuity Scheme* (Note : Mandatory if Annuity is opted)	<input type="radio"/> NPS-Family Income option (Default annuity) <input type="radio"/> Other Annuity Option	
Receipt No./ Back Office Ref. No. *	<input type="text" value="1460385831222222"/>	

Section C - Claimant Withdrawal Details

Towards Withdrawal (in %) for Tier 1*	<input type="text" value="100"/> %	<input type="text" value="430773.96"/>	% of corpus Claimant will receive in his/her bank account
Towards Annuity (in %) for Tier 1*	<input type="text" value="0"/> %	<input type="text" value="0"/>	% of corpus Annuitant will utilise towards pension

Section E - Subscriber's Family Member Details

Marital Status*	Married
Spouse Status*	Alive
Mother Status*	Not Applicable
Father Status*	Not Applicable

Submit

Back

Note

- Out of Total NPS Corpus, % of corpus Claimant will receive in his/her bank account.
- Out of Total NPS Corpus, % of corpus Annuitant will utilise towards pension
- Claimant can allocate any percentage towards Lump sum and Annuity
- If spouse and parents are not alive, Claimant cannot opt for NPS-Family Income option (Default annuity).
- This request needs to be authorised by Nodal Office/POP with other User ID.
- User can opt for Lump sum & Annuity Withdrawal as per PFRDA Exit Regulation 2015 and amendments thereto.

Figure 7

On submission of details, a confirmation Window will be displayed as per below **Figure 8**.

Death Withdrawal

PRAN: 110007428256

POP-SP Reg No: 6038583

POP-SP Name: Stockholder Jaipur

Subscriber Details

Valuation

Tier Type	Valuation in Rs. as on Date of Death 01/Dec/2024	Valuation in Rs. as on Date
Tier 1	430773.96	430773.96
Do you want to opt for?*	100% Lump sum Withdrawal	
Select Annuity Scheme*		
Receipt No./ Bank Ref. No.*	1460385831222222	

Section C - Claimant Withdrawal Details

Towards Withdrawal (in %)*	100 %	430773.96	% of corpus Claimant will receive in his/her bank account
Towards Annuity (in %)*	0 %	0	% of corpus Annuitant will utilise towards pension

Section E - Subscriber's Family Member Details

Marital Status*	Married
Spouse Status :*	Alive
Mother Status*	Not Applicable
Father Status*	Not Applicable

Note: After confirmation, Acknowledgement ID will be generated and above details cannot be changed.

CONFIRM
CANCEL

Figure 8

On confirmation, an Acknowledgement Number will be generated. Please refer below **Figure 9**.






Figure 9

Once Acknowledgement Number is generated, User needs to capture/submit details under **different TABs**. User needs to provide the Subscriber's Family Details such as spouse, mother, father's details under "**Family Details**" TAB. Refer below **Figure 10**.

If POP desires to cancel the Death Withdrawal request after generation of Acknowledgement Number, POP can cancel the Death Withdrawal request from Initiator login ID by clicking on '**Cancel request**' tab. Refer below **Figure 10**.



National Pension System (NPS)

User Id: 130039137
Back to Main Menu

Death Withdrawal - Request Initiation

PRAN: 110007428256
Subscriber Name: Mamta Shantaram Gurav

POP-SP Reg No: 6038583
POP Reg No: 5000376

POP-SP Name: Stockholding CorPoration of India Ltd, Church Rd - Jaipur
POP Name: Stock Holding Corporation Of India Limited

Claim ID: 2416023340

Acknowledgement Number: 241602334001

Family Details
Annuitant Details
Nominee/Legal Heir Details
Document Checklist - Tier I
Declaration
Documents Upload

Cancel Request

Subscriber Details

Date of Birth	29/04/1960
Father's Name	JVWVHVC DVD BVNTVD
Subscriber's gender	Male
Marital Status	-
Orphan Status:	
Date Of Death*	01/12/2024

Total Valuation


Tier Type	Valuation in Rs.as on date of Death 01/Dec/2024	Valuation in Rs.as on date
Tier 1	430773.96	430773.96
Do you want to opt for?*	<input checked="" type="radio"/> 100% Lump sum Withdrawal <input type="radio"/> 100% Annuity Withdrawal <input type="radio"/> Lump sum & Annuity Withdrawal	
Select Annuity Scheme*	<input type="radio"/> NPS-Family Income option (Default annuity) <input type="radio"/> Other Annuity Option	

Section C - Claimant Withdrawal Details

Towards Withdrawal (in %)*	100 %	430773.96	% of corpus Claimant will receive in his/her bank account.
Towards Annuity (in %)*	0 %	0.00	% of corpus Annuitant will utilise towards pension

Section E - Subscriber's Family Member Details

Marital Status*	Married
Spouse Gender*	Male
Spouse Status*	Alive

Spouse First Name*	PRASHANT
Spouse Middle Name	
Spouse Last Name	GURAV
Spouse Aadhar/VID	
Spouse PAN*	AOVPG9443E
Spouse DOB*	02/02/1994  DD/MM/YYYY
Mother Status*	Not Applicable ▼
Father Status*	Not Applicable ▼
Child 1 Status*	Not Applicable ▼
Child 2 Status*	Not Applicable ▼
Child 3 Status*	Not Applicable ▼

Save & Proceed
Close

Note

- PAN of the Claimant is mandatory
- If Father/Mother name is available in CRA records then User cannot edit Father/Mother name
- Fill details if Children/s is/are alive. Otherwise choose Not Applicable/Not Alive

Figure 10

User will click **Save & Proceed**. User needs to provide Nomination/Legal Heir details in next TAB. The nominee details registered in CRA will be displayed to the User. If the nominee details are same, User will select the continue with existing nomination as **Yes**. If there is a change in nomination or User wants to add legal heir details, then User needs to select the continue with existing nomination as **No**. In such case, User will be required to capture new nominee/legal heir details. **Office is required to refer the clause 32 of nomination under PFRDA (Exit & Withdrawal under NPS), 2015 for valid nomination.** Please refer below **Figure 11**.

Death Withdrawal - Request Initiation

PRAN: 110007428256 **Subscriber Name:** Mamta Shantaram Gurav
POP-SP Reg No: 6038583 **POP Reg No:** 5000376
POP-SP Name: Stockholding CorPoration of India Ltd, Church Rd - Jaipur **POP Name:** Stock Holding Corporation Of India Limited
Claim ID: 2416023340
Acknowledgement Number: 241602334001

[Family Details](#) | [Nominee/Legal Heir Details](#) | [Document Checklist-Tier I](#) | [Declaration](#) | [Documents Upload](#)

*Corpus towards Lumpsum should be given to respective nominees / legal heirs [Cancel Request](#)

Nominations Last Updated : 04/04/2016

Tier 1 Nominee / Legal Heir Details

Existing Tier 1 Nominees :

Nominee Name	Relationship with Subscriber	Percentage Share
Prashant Gurav	WIFE	100

* Continue with existing nominations: Select

	Nominee / Legal Heir Name	Relationship with	Other Relation	Percentage Share	Bank Account Verification Status	
<input type="checkbox"/>	PRASHANT GURAV	Select	WIFE	100	To be verified	Additional Details

«
Next
Close
»

Note

- At least one nominee is mandatory for both tiers.
- The percentage calculation should be 100% in total for each tier.
- You cannot revert Continue with existing option once opted.
- Change of Name or Relationship details will reset all the additional information.
- The Lumpsum amount would be deposited into this account and hence fill in the details carefully. These details will be verified online using Online Bank Account Verification (Penny drop) functionality present on Save Button.
- For Online Bank Account Verification (Penny drop), charges of 1.80+ Taxes will be applicable for every penny drop attempt. These charges will be recovered through unit deduction from Subscriber's NPS Account.
- Online Bank Account Verification will be successful only for Penny Drop with name match successful requests.
- Penny drop can be performed for bank account maximum of 3 times in a day.

Figure 11

Once User selects the “**Yes**” or “**No**” option regarding Nomination, a new Information Window regarding nomination/legal heir will be Displayed. User needs to click on “**OK**” button. Please refer below **Figure 12**.

POP-SIP Name: Stockholding Corporation of India Ltd, Church Rd - Jaipur POP Name: Stock Holding Corporation Of India Limited
Claim ID: 2416023340

Acknowledgement Number: 241602

Family Details Nominee/Legal Heir Details

*Corpus towards Lumpsum share

Nominations Last Updated : 04

Tier 1 Nominee / Legal Heir

Existing Tier 1 Nominees :

Nominee Name
Prashant Gurav

* Continue with existing nomination

Nominee / Legal Heir Name

☐ PRASHANT

Cancel Request

Additional Details

Next Close

Tier-1 Nominations / Legal Heir

If all the registered nominees displayed at 'Nominee Details' Section are Valid//Alive then only select option as 'Yes' for continuing with existing nominations.

If any of the nominee/s displayed is/are Invalid/Not alive then, select option as 'No' and enter the claimant(s) details as Legal Heir(s).

For Example: There are three registered nominees namely A, B and C. If nominee C is Invalid/Not alive, then select option as 'No' and enter claimant(s) details at 'Nominee/Legal Heir Details' section. The claimant(s) may be nominee A or nominee B or both nominee A & B or any other person(s) as per the Legal Heir Certificate/Family Members Certificate.

Kindly click on "OK" to proceed with the selection. Kindly click on "Cancel" to change your selection.

OK CANCEL

Figure 12

At this stage, User selects Continue with existing nomination as **Yes**. Please refer below **Figure 13**.

Death Withdrawal - Request Initiation

PRAN: 110007428256

POP-SP Reg No: 6038583

POP-SP Name: Stockholding CorPo ration of India Ltd, Church Rd - Jaipur

Acknowledgement Number: 241602334001

Subscriber Name: Mamta Shantaram Gurav

POP Reg No: 5000376

POP Name: Stock Holding Corporation Of India Limited

Claim ID: 2416023340

Family Details
Nominees/Legal Heir Details
Document Checklist-Tier I
Declaration
Documents Upload

*Corpus towards Lumpsum should be given to respective nominees / legal heirs

[Cancel Request](#)

Nominations Last Updated : 04/04/2016

Tier 1 Nominee / Legal Heir Details

Existing Tier 1 Nominees :

Nominee Name	Relationship with Subscriber	Percentage Share
Prashant Gurav	WIFE	100

* Continue with existing nominations : Yes

	Nominee / Legal Heir Name	Relationship with Subscriber	Other Relation	Percentage Share	Bank Account Verification Status	
<input type="checkbox"/>	PRASHANT GURAV	OTHER	WIFE	100	To be verified	Additional Details

«
Next
Close
»

Figure 13

At this stage, User needs to capture Additional details related to nominees/legal heir by clicking on **"Additional Details"** option. Please refer below **Figure 14**.

Death Withdrawal - Request Initiation

PRAN: 110007428256

POP-SP Reg No: 6038583

POP-SP Name: Stockholding CorPo ration of India Ltd, Church Rd - Jaipur

Subscriber Name: Mamta Shantaram Gurav

POP Reg No: 5000376

POP Name: Stock Holding Corporation Of India Limited

Claim ID: 2416023340

Acknowledgement Number: 241602334001

Family Details
Nominee/Legal Heir Details
Document Checklist-Tier I
Declaration
Documents Upload

*Corpus towards Lumpsum should be given to respective nominees / legal heirs [Cancel Request](#)

Nominations Last Updated : 04/04/2016

Tier 1 Nominee / Legal Heir Details

Existing Tier 1 Nominees :

Nominee Name	Relationship with Subscriber	Percentage Share
Prashant Gurav	WIFE	100

* Continue with existing nominations : Yes

	Nominee / Legal Heir Name	Relationship with Subscriber	Other Relation	Percentage Share	Bank Account Verification Status	
<input type="checkbox"/>	PRASHANT GURAV	OTHER	WIFE	100	To be verified	Additional Details

«



Next
Close

»

Figure 14

Once User Clicks on “**Additional Details**” option, a new Window will be displayed wherein, User needs to provide Address & Bank details of nominee/legal heir and Click on “**Save**” button. Please refer below **Figure 15**.

At this stage, Online Bank Account Verification will be carried out. Bank details and Name of the Nominee/Legal heir will be verified through online Bank Account Verification (Penny drop facility). Hence, Bank account number and Bank IFS Code should be active and operative. Also Name of Nominee/Legal heir as per CRA and bank record should match. **If Online Bank Account Verification (Penny drop) fails, Death Withdrawal request will be rejected.** Please refer below **Figure 15** and **Figure 16**.

National Pension System (NPS)

User Id: 130039137
Back to Main

Nominee Details

Personal Details

First Name *

PRASHANT

Middle Name

Last Name / Surname

GURAV

Relationship *

OTHER

Other Relationship *

WIFE

Date of Birth *

DD/MM/YYYY

Nominee Age(Years)*

30

Percentage Share *

100

Major/Minor*

MAJOR

AADHAAR / VID

PAN*

AOVPG9443E

CKYC

Address & Bank Details

Address 1 *

GALLI NO 5

Address 2

KAMALA MILL

Address 3

LOWER PAREL

City

MUMBAI

Pincode*

400066

State *

Maharashtra

Country *

India

Mobile No*

9819639307

Alternate Contact No.

Email ID*

PRASHANTG@PROTEANTECH.

Bank Account Type*

SAVINGS

Bank Account Number*

Are you a Politically Exposed Person (PEP)*

No

Are you related to a Politically Exposed Person (PEP)*

No

Do you have any history of conviction under any criminal proceedings in India or abroad? *

No

Confirm Bank Account Number*

04141140005616

Bank IFS Code*

HDFC0000414

Bank Name*

HDFC BANK

Bank Branch*

MUMBAI - BORIVALI (EAST)

Bank Address*

SHOP 1-4, KRISHNA CHS, SHANTIVAN, SHREEKRISHNA NAGAR BORIVALI (EAST) MUMBAI MAHARASHTRA

Bank Address Pin*

400066

MICR Code

400240058

Save

Cancel

Figure 15

Death Withdrawal - Request Initiation

PRAN: 110007428256 Subscriber Name: Mamta Shantaram Gurav
 POP-SP Reg No: 6038583 POP Reg No: 5000376
 POP-SP Name: Stockholding CorPoration of India Ltd, Church Rd - Jaipur POP Name: Stock Holding Corporation Of India Limited
 Claim ID: 2416023340

Acknowledgement Number: 241602334001

Your bank account verification is successful.

OK [Cancel Request](#)

*Corpus towards Lumpsum should be given to respective nominees / legal heirs

Nominations Last Updated : 04/04/2016

Tier 1 Nominee / Legal Heir Details

Existing Tier 1 Nominees :

Nominee Name	Relationship with Subscriber	Percentage Share
Prashant Gurav	WIFE	100

Figure 16

At this stage, on successful bank account verification, Bank account verification status of Nominee/Legal heir will be shown as "Verified". User needs to click on **"Next"** button to proceed further. Please refer below **Figure 17**.

Death Withdrawal - Request Initiation

PRAN: 110007428256 Subscriber Name: Mamta Shantaram Gurav
 POP-SP Reg No: 6038583 POP Reg No: 5000376
 POP-SP Name: Stockholding CorPoration of India Ltd, Church Rd - Jaipur POP Name: Stock Holding Corporation Of India Limited
 Claim ID: 2416023340

Acknowledgement Number: 241602334001

Family Details **Nominee/Legal Heir Details** **Document Checklist-Tier 1** **Declaration** **Documents Upload**

*Corpus towards Lumpsum should be given to respective nominees / legal heirs

[Cancel Request](#)

Nominations Last Updated : 04/04/2016

Tier 1 Nominee / Legal Heir Details

Existing Tier 1 Nominees :

Nominee Name	Relationship with Subscriber	Percentage Share
Prashant Gurav	WIFE	100

* Continue with existing nominations : Yes

	Nominee / Legal Heir Name	Relationship with Subscriber	Other Relation	Percentage Share	Bank Account Verification Status	
<input type="checkbox"/>	PRASHANT GURAV	OTHER	WIFE	100	Verified	Additional Details

Next **Close**

Figure 17

In next “**Documents Checklist**” **TAB**, User needs to confirm the Withdrawal Form, supporting documents related to exit request, Bank Proof, Identity & Address Proof and proceed further. Please refer below **Figure 18**.

Death Withdrawal - Request Initiation

PRAN: 110007428256

Subscriber Name: Mamta Shantaram Gurav

POP-SP Reg No: 6038583

POP Reg No: 5000376

POP-SP Name: Stockholding CorPoration of India Ltd, Church Rd - Jaipur

POP Name: Stock Holding Corporation Of India Limited

Acknowledgement Number: 241602334001

Claim ID: 2416023340

Family Details

Nominee/Legal Heir Details

Document Checklist-Tier I

Declaration

Documents Upload

[Cancel Request](#)

Supporting Documents

Sr No.		Document Name
1	<input checked="" type="checkbox"/>	Withdrawal form duly filled and signed-stamped by mapped Nodal Office.*
2	<input checked="" type="checkbox"/>	Original Death Certificate (For Non Govt. Subscriber) / Attested copy by mapped Nodal Office (For Govt. Subscriber)*
3	<input type="checkbox"/>	Original PRAN Card/Copy of PRAN Card/Copy of ePRAN/Notarised Affidavit (if PRAN Card or copy of PRAN Card/ePRAN not submitted).
4	<input type="checkbox"/>	Family Members Certificate
5	<input type="checkbox"/>	Legal heir certificate issued by First Class Magistrate

Bank Proof

Sr No.	Tier I Nominees	Document Name
1	1	
1	<input checked="" type="checkbox"/>	Cancelled Cheque / Bank Certificate /Self attested copy of Bank passbook*

Proof of Identity

Sr No.	Tier I Nominees	Document Name
1	1	
1	<input type="checkbox"/>	Valid Passport issued by Government of India.
2	<input type="checkbox"/>	Ration Card with Photograph.
3	<input type="checkbox"/>	Bank pass book or Certificate with Photograph
4	<input type="checkbox"/>	Voters Identity Card with Photograph and residential address.
5	<input type="checkbox"/>	Valid Driving license with photograph.
6	<input checked="" type="checkbox"/>	PAN Card issued by income tax department.
7	<input type="checkbox"/>	Certificate of identify with photograph signed by a Member of Parliament or Member of Legislative Assembly.
8	<input checked="" type="checkbox"/>	Aadhar Card/Letter issued by Unique Identification Authority of India.
9	<input type="checkbox"/>	Job Cards issued by NREGA duly signed by an officer of the State Government.
10	<input type="checkbox"/>	Photo Identity card issued by Government Defence, Paramilitary and Police Departments.
11	<input type="checkbox"/>	Ex-Service Man Card issued by Ministry of Defence to their employees

12	<input type="checkbox"/>	Photo credit Card.
13	<input type="checkbox"/>	Identity card issued by Central /State government and its Departments, Statuary/Regulatory Authorities, Public Sector Undertakings, Scheduled Commercial Banks, Public Financial Institutions, Colleges affiliated to Universities and Professional Bodies such as ICAI, ICWAI, ICSI, Bar Council, etc

Proof of Address

Sr No.	Tier I Nominees	Document Name
	1	
1	<input type="checkbox"/>	Valid Passport issued by Government of India.
2	<input type="checkbox"/>	Certificate of identify with photograph signed by a Member of Parliament or Member of Legislative Assembly.
3	<input type="checkbox"/>	Job Cards issued by NREGA duly signed by an officer of the State Government.
4	<input type="checkbox"/>	Identity card issued by Central /State government and its Departments, Statuary/Regulatory Authorities, Public Sector Undertakings, Scheduled Commercial Banks, Public Financial Institutions, Colleges affiliated to Universities and Professional Bodies such as ICAI, ICWAI, ICSI, Bar Council, etc
5	<input type="checkbox"/>	Ration card with photograph and residential address.
6	<input type="checkbox"/>	Bank Pass book or certificate with photograph and residential address.
7	<input type="checkbox"/>	Voters Identity Card with Photograph and residential address.
8	<input type="checkbox"/>	Valid Driving license with photograph and residential address.
9	<input type="checkbox"/>	Letter from any recognized public authority at the level of Gazetted officer like District Magistrate, Divisional Commissioner, BDO, Tehsildar, Mandal Revenue Officer, Judicial Magistrate etc
10	<input checked="" type="checkbox"/>	Adhar Card/Letter issued by unique identification Authority of India Clearly showing the address.
11	<input type="checkbox"/>	Latest Electricity/Water bill in the name of the claimant and showing the address (Less than 6 months old).

12	<input type="checkbox"/>	Latest Telephone bill in the name of the claimant and showing the address (less than 6 months old).
13	<input type="checkbox"/>	Latest property/house Tax Receipt (not more than one year old).
14	<input type="checkbox"/>	Existing Valid registered lease agreement of the house on stamp paper (in case agreement of the house on stamp paper (in case of rented/leased accommodation).

«
Save & Proceed
Close
»

Figure 18

The next TAB is for **Delcaration**. The User needs to accept the declaration to process the withdrawal request and click on **“Save and Proceed”** button. Please refer below **Figure 19**.

Death Withdrawal - Request Initiation

PRAN: 110007428256
POP-SP Reg No: 6038583
POP-SP Name: Stockholding CorPo ration of India Ltd, Church Rd - Jaipur

Subscriber Name: Mamta Shantaram Gurav
POP Reg No: 5000376
POP Name: Stock Holding Corporation Of India Limited
Claim ID: 2416023340

Acknowledgement Number: 241602334001

Family Details
Nominee/Legal Heir Details
Document Checklist-Tier I
Declaration
Documents Upload

Cancel Request

Declaration by Claimant

☒ Declaration by Claimant

I hereby declare and state that all the personal details provided by me in the form as above are true and correct to the best of my knowledge. I also agree that NPS Trust / CRA shall not be held responsible/liable for any losses or delays that may arise due to provision of incorrect details including details pertaining to bank account by me. Further, I authorize the National Pension System Trust(NPST)/ CRA to share informations pertaining to my withdrawal application with the Annuity Service Providers for facilitating the purchase of annuity in applicable cases as is required under NPS.

Declaration by Nodal Office/POP

☒ Declaration by Nodal Office/POP

1. It is certified that above declaration has been signed/thumb impressed before me by the nominee(s)/legal heir(s)/guardian of minor nominee(s) or minor heir(s) of deceased subscriber late Sh/Smt/Kum Mamta Shantaram Gurav with PRAN 110007428256 as above and has read the entries / entries have been read over to him / her/them by me and got confirmed by him / her/them.
2. That all the contributions including the subscribers contribution and employer contribution have been transferred in to the PRAN of the subscriber and no further contributions are pending. (applicable for government sector subscribers only)
3. That Identification and address of the nominee/claimant is certified as provided in the withdrawal form above. The name of claimant as mentioned on the withdrawal form has been verified and can be accepted as final.
- 4 It is also certified that this office has not paid/received any family pension to the legal heir(s)/nominee(s) of the deceased subscriber and we dont have any objection for release of accumulated pension wealth to his/her claimant. (applicable for government Sector subscribers only)
5. The bank account details of nominee/claimant as provided in bank details section have been checked and verified and the same can be accepted for payment

«

Save & Proceed

Close

»

Note

- This request needs to be authorised by Nodal Office/POP with other User ID.
- User can opt for Lump sum & Annuity Withdrawal as per PFRDA Exit Regulation 2015 and amendments thereto.

Figure 19

A New Information window will be opened regarding scanned documents Upload. User needs to click on **"OK"** button. Please refer below **Figure 20**.

1. It is certified that above declaration has been signed/thumb impressed before me by the nominee(s)/legal heir(s)/guardian of minor nominee(s) or minor heir(s) of deceased subscriber late Shv/Smt/Kum Mamta Shantaram Gurav with PRAN 110007428256 as above and has read the entries / entries have been read over to him / her/them by me and got confirmed by him / her/them.

2. That all the contributions including the subscribers contribution and employer contribution have been transferred in to the PRAN of the subscriber and no further contributions are pending. (applicable for government sector subscribers only)

3. That Identification and address of the nominee/claimant is certified as provided in the withdrawal form above. The name of claimant as mentioned on the withdrawal form has been verified and can be accepted as final.

4. It is also certified that this office has not paid/received any family pension to the legal heir(s)/nominee(s) of the deceased subscriber and we dont have any objection for release of accumulated pension wealth to his/her claimant. (applicable for government Sector subscribers only)

5. The bank account details of nominee/claimant as provided in bank details section have been checked and verified and the same can be accepted for payment.

Kindly Upload supporting documents at next screen for faster processing of withdrawal request.

OK

Save & Proceed Close

Note

- This request needs to be authorised by Nodal Office/POP with other User ID.
- User can opt for Lump sum & Annuity Withdrawal as per PFRDA Exit Regulation 2015 and amendments thereto.

Figure 20

At “**Documents Upload**” TAB, it is the responsibility of POP to upload valid, complete and legible documents such as Death Withdrawal Form, death certificate of the Subscriber, KYC Documents (Identity & Address Proof) and bank proof of Nominee/Annuitant/Legal heir, copy of PRAN card/ePRAN and other additional documents required by POP as selected in document checklist for seamless processing of Exit. Please refer below **Figure 21**.

Death Withdrawal - Request Initiation

PRAN: 110007428256
POP-SP Reg No: 6038583
POP-SP Name: Stockholding CorPo ration of India Ltd, Church Rd - Jaipur

Subscriber Name: Mamta Shantaram Gurav
POP Reg No: 5000376
POP Name: Stock Holding Corporation Of India Limited
Claim ID: 2416023340

Acknowledgement Number: 241602334001

Family Details | Nominee/Legal Heir Details | Document Checklist-Tier I | Declaration | Documents Upload

Cancel Request

Download Exit Withdrawal Form

Please complete all the details under all tabs to download form.

Download Exit Withdrawal Forms

File Successfully Uploaded

Document Upload

Document Name	Attach File	File Download
Withdrawal Form*	<div>Choose File</div> No file chosen	<div>Form.pdf</div>
KYC/Other Documents - Tier I*	<div>Choose File</div> No file chosen	<div>KYCdocs.pdf</div>
Bank Proof	<div>Choose File</div> No file chosen	<div>Bankproof.pdf</div>

«

Upload

Close

Confirm & Proceed

Note

- Allowed Document File Types are :: JPEG | JPG | TIF | GIF | PNG | PDF | ZIP
- Document Size cannot exceeds 5 MB.
- Please upload Clean & Clear documents which will help the Nodal Office / Annuity Service Provider to process the request.

Figure 21

After providing complete details under different TABs & uploading scanned documents, User needs to re-confirm all the details entered /selected. Each TAB will be displayed to the User for confirmation. User needs to click on **"Next" button** to proceed further.

Once details under all TABs are confirmed, the User needs to confirm the withdrawal request under **"Documents Upload"** Tab, as shown below in **Figure 22**.

Death Withdrawal - Request Initiation Confirmation

PRAN: 110007428256

Subscriber Name: Mamta Shantaram Gurav

POP-SP Reg No: 6038583

POP Reg No: 5000376

POP-SP Name: Stockholding CorPoration of India Ltd, Church Rd - Jaipur

POP Name: Stock Holding Corporation Of India Limited

Acknowledgement Number: 241602334001

Claim ID: 2416023340

Family Details

Nominee/Legal Heir Details

Document Checklist - Tier I

Declaration

Documents Upload

[Cancel Request](#)

Download Exit Withdrawal Form

Download Exit Withdrawal Forms

Document Upload

Document Name	File Download
Withdrawal Form*	Form.pdf
KYC/Other Documents - Tier I*	KYCdocs.pdf
Bank Proof	Bankproof.pdf

«

Edit

Close

Confirm

Figure 22

A final confirmation message will be displayed to User. Once User clicks on **“Proceed”** button, a message for successful initiation of request will be displayed to User. Please refer **Figure 23 & 24.**

Death Withdrawal - Request Initiation Confirmation

PRAN: 110007428256

Subscriber Name: Mamta Shantaram Gurav

POP-SP Reg No: 6038583

POP Reg No: 5000376

POP-SP Name: Stockholding CorPoration of India Ltd, Church Rd - Jaipur

POP Name: Stock Holding Corporation Of India Limited

Acknowledgement Number: 241602334001

Claim ID: 2416023340

Family Details

Nominee/Legal Heir Details

Document Checklist - Tier I

Declaration

Documents Upload

[Cancel Request](#)

Download Exit Withdrawal Form

Download Exit Withdrawal Forms

Document Upload

Document Name	File Download
Withdrawal Form*	Form.pdf
KYC/Other Documents - Tier I*	KYCdocs.pdf
Bank Proof	Bankproof.pdf

«

Edit

Close

Confirm

Do you want to Confirm ?

Proceed

Cancel

Figure 23

User Id: 130039137 Back to Main Menu

Death Withdrawal Request

PRAN: 110007428256
POP-SP Reg No: 6038583
POP-SP Name: Stockholder
Jaipur
Acknowledgement Number:

[Family Details](#) [Nominee/Legal Heir](#)

[Download Exit Withdrawal Forms](#)

Withdrawal Request

Withdrawal request has been successfully initiated.
Request is pending for Authorisation from Nodal Office.

PRAN	110007428256
Acknowledgement Number	241602334001
Claim ID	2416023340
Acknowledgement No. Generated Date	24-12-2024 11:21:40

[Close](#)

[Cancel Request](#)

Figure 24

The second User of the POP will authorize the request in the CRA System.

6. Steps to Authorize Online Death Withdrawal request in CRA System by POP

To authorize Online Death Withdrawal request, POP User will access CRA System www.cra-nsdl.com using another DSC User ID as given below in **Figure 25**.

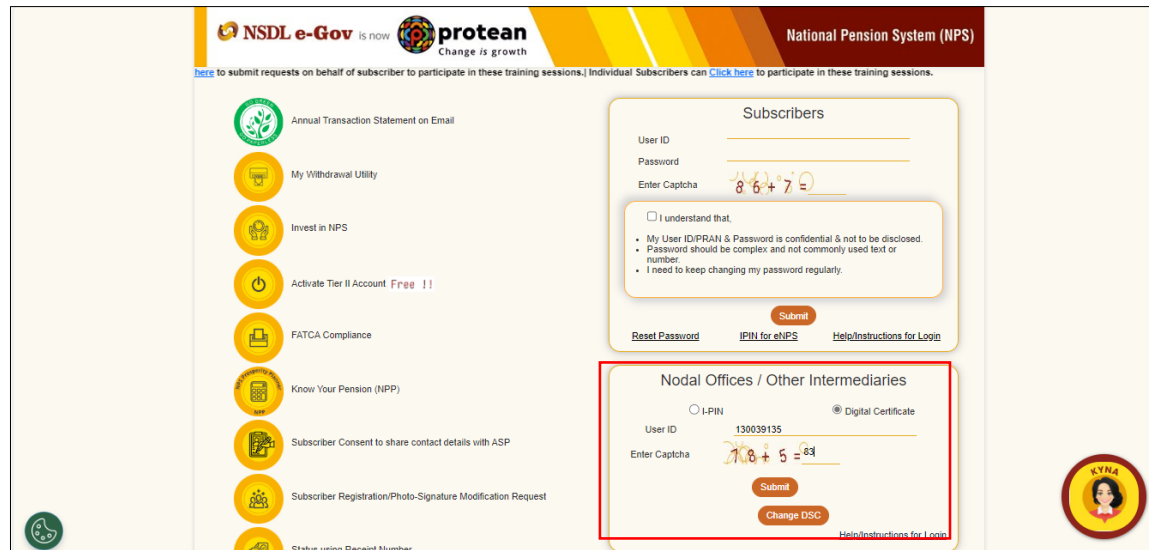


Figure 25

User needs to click on Menu **"Exit Withdrawal Request"** and select Sub-Menu **"Initiate Withdrawal Request"**. Please refer below **Figure 26**.



Transaction Type	Count
Deferment Authorize	2
KYC Verification	10
Withdrawal Request Authorize	16
Reset Pin	19
Withdrawal Request Verification	21
Grievance pending for resolution	84

Figure 26

At this stage, User needs to select the **Death Withdrawal** option as given below in **Figure 27**.

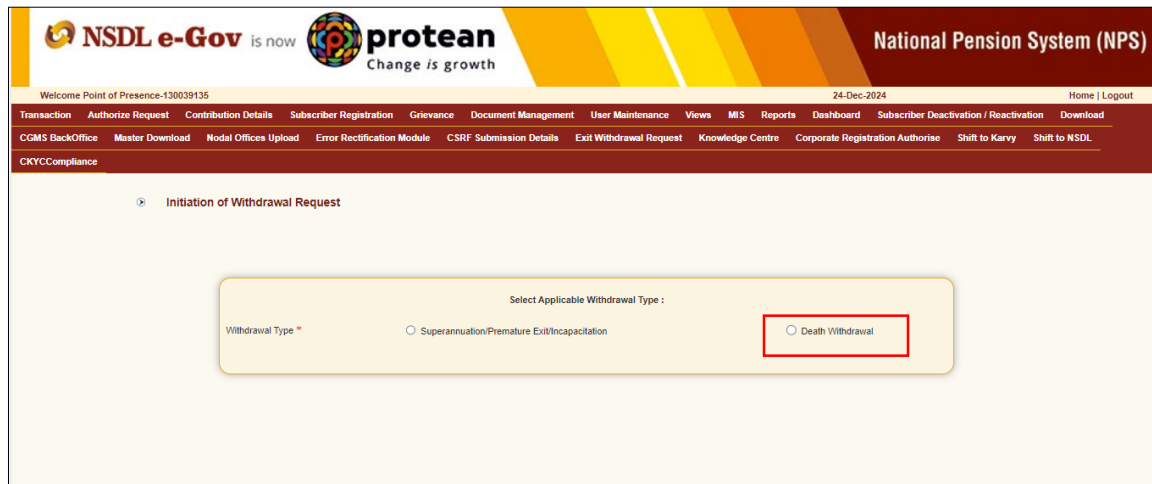


Figure 27

User needs to select the **"Verify/Authorize Request"** option to authorize death withdrawal request and enter the PRAN of the Subscriber and click on **"Submit"** button as given in below **Figure 28**.

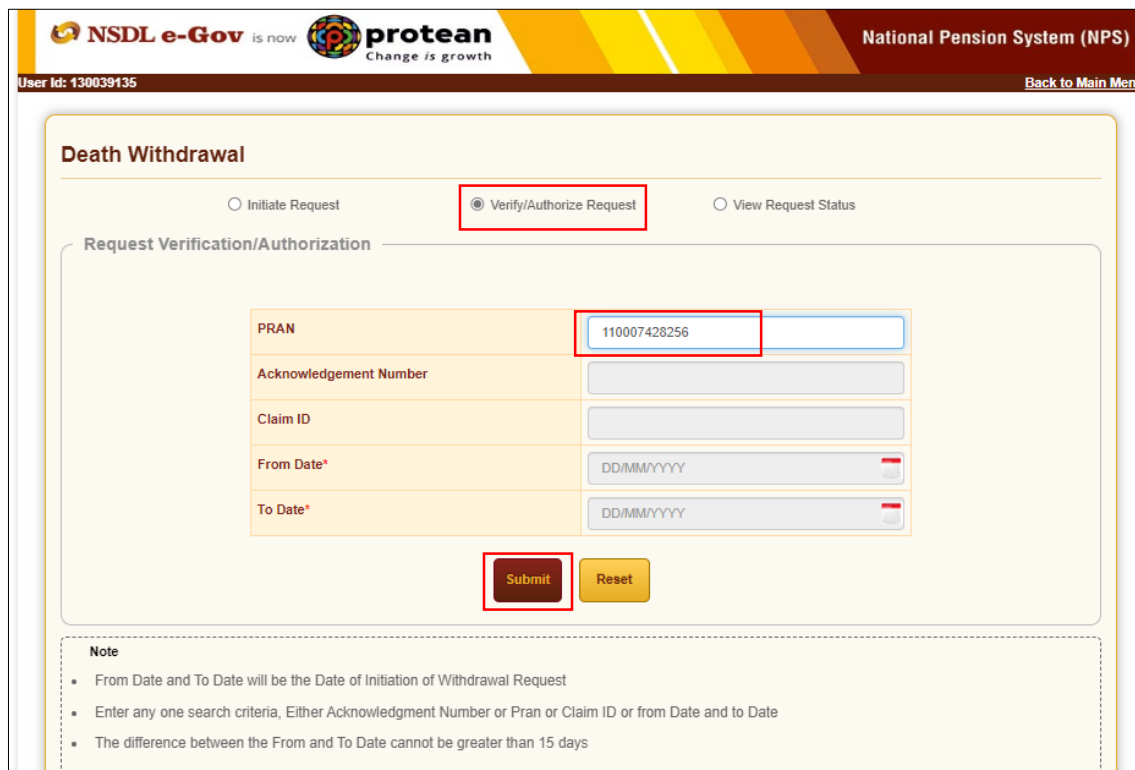


Figure 28

At this stage, a table is displayed to the User containing Acknowledgment Number, Claim ID, PRAN, Request Date, Initiated By, Last action taken, Pending With and Action. User needs to click on Hyperlink provided on **"Accept/Reject"** under **'Action'** Tab to view and verify details entered/selected at the time of initiation of withdrawal request. Please refer below **Figure 29**.

Death Withdrawal

☐ Initiate Request
 ☒ Verify/Authorize Request
 ☐ View Request Status

Request Verification/Authorization

PRAN

110007428256

Acknowledgement Number

Claim ID

From Date*

DD/MM/YYYY

To Date*

DD/MM/YYYY

Submit

Reset



Acknowledgement Number	Claim ID	Request Date	PRAN	Initiated By	Last Action Taken	Pending With	Action
241602334001	2416023340	24-12-2024	110007428256	130039137	INITIATED BY NODAL OFFICE	Authorizer	Accept/Reject

Note

- From Date and To Date will be the Date of Initiation of Withdrawal Request
- Enter any one search criteria, Either Acknowledgment Number or Pran or Claim ID or from Date and to Date
- The difference between the From and To Date cannot be greater than 15 days

Figure 29

At this stage, User needs to verify all the details entered / selected at the time of initiation of request under different TABs like Family Details, Nominee/Legal heir details etc. Each TAB will be displayed to the User for Verification. User needs to click on “**Next**” button to proceed further as shown in below **Figure 30**.


NSDL e-Gov is now  **protean**
 Change is growth

National Pension System (NPS)

User Id: 130039135 Back to Main Menu

Death Withdrawal - Request Authorization Confirmation

PRAN: 110007428256

Subscriber Name: Mamta Shantaram Gurav

POP-SP Reg No: 6038583

POP Reg No: 5000376

POP-SP Name: Stockholding CorPoration of India Ltd, Church Rd - Jaipur

POP Name: Stock Holding Corporation Of India Limited

Claim ID: 2416023340

Acknowledgement Number: 241602334001

Family Details
 Nominee/Legal Heir Details
 Document Checklist - Tier I
 Declaration
 Documents Upload

Subscriber Details

Date of Birth	29/04/1960
Father's Name	JVWVHVC DVD BVNTVD
Subscriber's gender	Male
Marital Status	-
Orphan Status:	
Date Of Death*	01/12/2024

Total Valuation

Tier Type	Valuation in Rs.as on date on Death 01/Dec/2024	Valuation in Rs.as on date
Tier 1	430773.96	430773.96
Do you want to opt for?*	<input checked="" type="radio"/> 100% Lump sum Withdrawal <input type="radio"/> 100% Annuity Withdrawal <input type="radio"/> Lump sum & Annuity Withdrawal	
Select Annuity Scheme*	<input type="radio"/> NPS-Family Income option (Default annuity) <input type="radio"/> Other Annuity Option	

Section C - Claimant Withdrawal Details

Towards Withdrawal (in %)*	100 %	430773.96	Out of Total NPS Corpus, % of corpus subscriber will receive in his/her bank account
Towards Annuity (in %)*	0 %	0.00	Out of Total NPS Corpus, % of corpus subscriber will be utilized towards pension

Section E - Subscriber's Family Member Details

Marital Status*	Married
-----------------	---------

Spouse Gender*	Male
Spouse Status :*	Alive
Spouse First Name*	PRASHANT
Spouse Middle Name	
Spouse Last Name	GURAV
Spouse Aadhar/VID	
Spouse PAN*	AOVPG9443E
Spouse DOB*	02/02/1994
Mother Status	Not Applicable
Father Status	Not Applicable
Child 1*	-
Child 2*	-
Child 3*	-

Next
Close
»

Note

- This request will go for further approvals.
- You can withdrawal as Lumpsum and ASP as per conditions.

Figure 30

Once details under all TABs are verified, under last TAB – **Documents Upload**, the User needs to click on **“Approve/Reject”** button as shown below in **Figure 31**.

Death Withdrawal - Request Authorization Confirmation

PRAN: 110007428256 Subscriber Name: Mamta Shantaram Gurav

POP-SP Reg No: 6038583 POP Reg No: 5000376

POP-SP Name: Stockholding CorPoration of India Ltd, Church Rd - Jaipur POP Name: Stock Holding Corporation Of India Limited

Claim ID: 2416023340




Acknowledgement Number: 241602334001

Family Details
Nominee/Legal Heir Details
Document Checklist - Tier I
Declaration
Documents Upload

Download Exit Withdrawal Form

Download Exit Withdrawal Forms

Document Upload

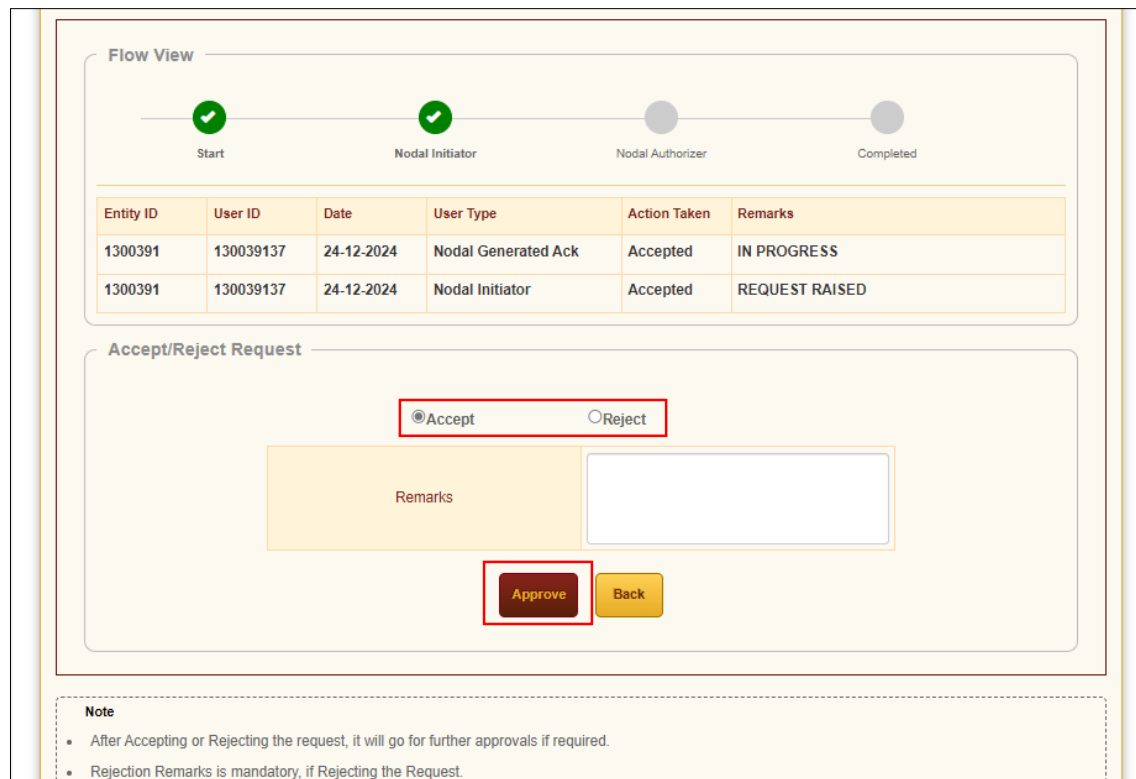
Document Name	File Download
Withdrawal Form*	 Form.pdf
KYC/Other Documents - Tier I*	 KYCdocs.pdf
Bank Proof	 Bankproof.pdf

«
Close
Approve/ Reject

Figure 31

At this stage, if details provided/entered while initiating withdrawal request are correct, then User needs to click on “**Accept**” radio button and then click on “**Approve**” button.

If details entered/provided are not correct, User needs to click on “**Reject**” radio button and then click on “**Approve**” button. In case of rejection of request, Reason for Rejection is mandatory. Please refer below **Figure 32**.



Flow View

Start Nodal Initiator Nodal Authorizer Completed

Entity ID	User ID	Date	User Type	Action Taken	Remarks
1300391	130039137	24-12-2024	Nodal Generated Ack	Accepted	IN PROGRESS
1300391	130039137	24-12-2024	Nodal Initiator	Accepted	REQUEST RAISED

Accept/Reject Request

☒ Accept ☐ Reject

Remarks

Approve **Back**

Note

- After Accepting or Rejecting the request, it will go for further approvals if required.
- Rejection Remarks is mandatory, if Rejecting the Request.

Figure 32

A final confirmation message will be displayed to User. Once User clicks on “**Approve**” button, a message for successful authorization of request will be displayed to User. Please refer **Figure 33 & 34**.

Death Withdrawal - Request Authorization

PRAN: 110007428256 Subscriber Name: Mamta Shantaram [X] av

Entity Reg No: 6038583 of India Ltd, Church Rd -

Claim ID: 2416023340

Do you want to Proceed ?

Proceed Cancel

Flow View

Start ✔ Nodal Initiator ✔ Nodal Authorizer ● Completed ●

Entity ID	User ID	Date	User Type	Action Taken	Remarks
1300391	130039137	24-12-2024	Nodal Generated Ack	Accepted	IN PROGRESS
1300391	130039137	24-12-2024	Nodal Initiator	Accepted	REQUEST RAISED

Accept/Reject Request

☒ Accept ☐ Reject

Figure 33

User Id: 130039135 Back to Main Menu [X]

Death Withdrawal

PRAN: 110007428256

Entity Reg No: 6038583

Claim ID: 2416023340

Withdrawal Request

Withdrawal request has been successfully Authorised.
Lump sum amount will be transferred to Claimant's Bank
account on 4th working day

PRAN	110007428256
Acknowledgement Number	241602334001
Claim ID	2416023340
Acknowledgement No. Generated Date	24-12-2024 11:21:40

Close

Flow View

Start ✔

Entity ID	User ID	Date	User Type	Action Taken	Remarks
1300391	130039137	24-12-2024	Nodal Generated Ack	Accepted	IN PROGRESS
1300391	130039137	24-12-2024	Nodal Initiator	Accepted	REQUEST RAISED

Accept/Reject Request

☒ Accept ☐ Reject

Figure 34

On authorization of Death Withdrawal request by POP, the request will get executed in the CRA system and funds will be transferred to Claimant's Bank Account by Trustee Bank (Axis Bank) within stipulated timeline as mentioned below.

Withdrawal Timelines:

- The process of withdrawal involves redemption of applicable units from Subscriber's NPS account and then transfer of funds in Claimant's Bank Account.
- In CRA system, redemption of units happens only on working day (excluding Saturday, Sunday and holidays) which is called a Settlement Day.
- If request is submitted (authorised) before cut-off time of settlement (before 10.30 AM*) on settlement day in CRA, then request is considered for processing on same working day. The redemption of units happens on same working day (Day T) with NAV of same working day (Day T) and then fund transfer happens on Day of redemption + 2 working days. *For example, if request is submitted/authorised on January 2, 2024 (at 9.30 am), the request will get considered for processing on same day, redemption of units will happen on January 2, 2024 with NAV of January 2, 2024 and fund transfer will happen on January 4, 2024.*
- If request is submitted (authorised) after cut-off time of settlement (after 10.30 AM*) on settlement day in CRA, then request is considered for processing on next working day. The redemption of units happens on next working day (Day T+1) with NAV of next working day (Day T+1) and then fund transfer happens on Day of redemption + 2 working days. *For example, if request is submitted/authorised on January 2, 2024 (at 01.30 pm), the request will get considered for processing on next working day, redemption of units will happen on January 3, 2024 with NAV of January 3, 2024 and fund transfer will happen on January 5, 2024.*

** Cut-off time for considering request for settlement may extend due to various factors.*

Physical Death Withdrawal Form and supporting documents are not required to be submitted by POP to Protean-CRA for storage purpose.

7. Annuity Issuance Process (Optional – If opted by Claimant):

In case the claimant has opted for 100% Annuity Withdrawal or Lumpsum & Annuity Withdrawal, the User will select the relevant option in **Figure 7 above**. Then only “**Annuitant Details**” TAB will be displayed to the User in addition to other TABs. The User needs to capture annuitant details such as contact details, bank details etc. Similarly, Annuitant Details TAB will be displayed to authorizer User. Please refer below **Figure 35**.

At this stage, Online Bank Account Verification will be carried out. Bank details and Name of the annuitant will be verified through online Bank Account Verification (Penny drop facility). Hence, Bank account number and Bank IFS Code should be active and operative. Also Name of annuitant as per CRA and bank record should match. **If Online Bank Account Verification (Penny drop) fails, Death Withdrawal request will be rejected.** Please refer below **Figure 35** and **Figure 36**.

Death Withdrawal - Request Initiation

PRAN: 111007262779
POP-SP Reg No: 6326880
POP-SP Name: UTI Financial Centre, Rajabhau Patwardhan Chowk - Sholapur

Subscriber Name: ZXBHN TVZ VZVCHV
POP Reg No: 5000085
POP Name: UTI Asset Management Company Limited
Claim ID: 2413496929

Acknowledgement Number: 241349692901

Family Details
Annuitant Details
Nominee/Legal Heir Details
Document Checklist - Tier I
Declaration
Documents Upload

*Corpus towards ASP should be given to respective member.

Cancel Request

Section A - Annuitant Details

First Name*	PRASHANT
Middle Name	SHANTARAM

Annuitant Contact Details

Flat/Room/Door/Block no.*	OMEE2
Premises/Building/Village	FDFDFDFD

Last Name	GURAV	Area/Locality/Taluka	AFDFDF
Aadhar/VID		City	MUMBAI
PAN*	AOVPG9443E	Pin Code*	400066
Date of Birth (DD/MM/YYYY)*	01/02/2000	State*	Maharashtra
Major/Minor*	MAJOR	Country*	India
Guardian First Name		Mobile No.*	9819639307
Guardian Middle Name		Alternate Phone No.	
Guardian Last Name		Email ID*	PGURAV8682@YAHOO.IN
Guardian DOB	DD/MM/YYYY		
Total Valuation towards Withdrawal(in Rs.)	0.00		
Total Valuation towards Annuity(in Rs.)	2396296.23		
Relationship With Subscriber*	SPOUSE		
Percentage Share	100%		
CKYC Number			

Are you a Politically Exposed Person (PEP)*	NO
Are you related to a Politically Exposed Person (PEP)*	NO
Do you have any history of conviction under any criminal proceedings in India or abroad?*	NO

Section B - Annuitant Bank Details

Bank Account No*	*****
Confirm Bank Account No*	04141140005616
Bank Account Type*	SAVINGS
IFSC Code*	HDFC0000414
Bank Name*	HDFC BANK
Bank Branch*	MUMBAI - BORIVALI (EAST)
Bank Address*	SHOP 1-4, KRISHNA CHS,SHANTIVAN,SHREEKRISHNA NAGAR BORIVALI (EAST)MUMBAI,MAHARASHTRA400066

Bank Address Pin Code*	400066
MICR Code	400240058
Bank Account Verification Status	To be verified

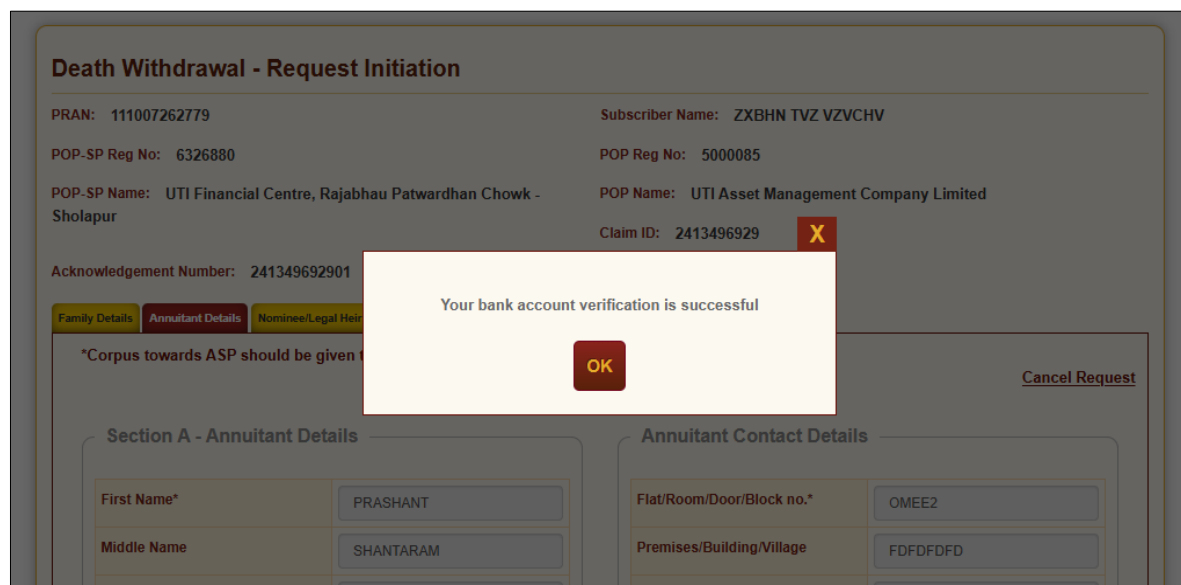
Save & Proceed

Close

Note

- Fields marked with * are mandatory.
- Bank Details - The periodic pension amount would be deposited into this account and hence fill in the details carefully. These details will be verified online using Online Bank Account Verification (Penny drop) functionality present on Save & Proceed Button.
- For Online Bank Account Verification (Penny drop), charges of Rs. 1.80 + Taxes will be applicable for every penny drop attempt. These charges will be recovered through unit deduction from Subscriber's NPS Account.
- Online Bank Account Verification will be successful only for Penny Drop with name match successful requests.
- Penny drop can be performed for bank account maximum of 3 times in a day.
- IFSC Code (attach a cancelled cheque leaf or copy of bank passbook/bank certificate containing IFSC code)
- NPS - Family income option (Default annuity) (Mandatory for Government Sector Subscriber)

Figure 35



Death Withdrawal - Request Initiation

PRAN: 111007262779 Subscriber Name: ZXBHN TVZ VZVCHV

POP-SP Reg No: 6326880 POP Reg No: 5000085

POP-SP Name: UTI Financial Centre, Rajabhau Patwardhan Chowk - Sholapur POP Name: UTI Asset Management Company Limited

Acknowledgement Number: 241349692901 Claim ID: 2413496929 X

Your bank account verification is successful

OK [Cancel Request](#)

Section A - Annuitant Details

First Name*	PRASHANT	Flat/Room/Door/Block no.*	OMEE2
Middle Name	SHANTARAM	Premises/Building/Village	FDFDFDFD

Figure 36

Once Annuitant details are **saved**, a new page will be displayed wherein User needs to provide Claimant Annuity Details in **Section D** i.e. Annuity Service Provider (ASP) Name, Scheme and Annuity Frequency. Also, on successful bank account verification, Bank account verification status will be shown as "Verified". Please refer below **Figure 37**. User can View the Annuity Quotes of all ASPs by Clicking Link on Annuity Quotes.

Death Withdrawal - Request Initiation

PRAN: 111007262779

Subscriber Name: ZXBHN TVZ VZVCHV

POP-SP Reg No: 6326880

POP Reg No: 5000085

POP-SP Name: UTI Financial Centre, Rajabhai Patwardhan Chowk - Sholapur

POP Name: UTI Asset Management Company Limited

Claim ID: 2413496929

Acknowledgement Number: 241349692901

Family Details | **Annuitant Details** | Nominee/Legal Heir Details | Document Checklist - Tier I | Declaration | Documents Upload

*Corpus towards ASP should be given to respective member.

[Cancel Request](#)

Section A - Annuitant Details

First Name*	PRASHANT
Middle Name	SHANTARAM
Last Name	GUJARV

Annuitant Contact Details

Flat/Room/Door/Block no.*	OMEE2
Premises/Building/Village	FDFDFDFD
Area/Locality/Taluka	AEDDEF

Aadhar/VID	
PAN*	AOVPG9443E
Date of Birth (DD/MM/YYYY)*	01/02/2000
Major/Minor*	MAJOR
Guardian First Name	
Guardian Middle Name	
Guardian Last Name	
Guardian DOB	DD/MM/YYYY
Total Valuation towards Withdrawal(in Rs.)	0.00
Total Valuation towards Annuity(in Rs.)	2396296.23
Relationship With Subscriber*	SPOUSE
Percentage Share	100%
CKYC Number	
Are you a Politically Exposed Person (PEP)*	NO

City	MUMBAI
Pin Code*	400066
State*	Maharashtra
Country*	India
Mobile No.*	9819639307
Alternate Phone No.	
Email ID*	PGURAV8682@YAHOO.IN

Are you related to a Politically Exposed Person (PEP)*
NO

Do you have any history of conviction under any criminal proceedings in India or abroad?*
NO

Section B - Annuitant Bank Details

Bank Account No*

Confirm Bank Account No*

Bank Account Type*

IFSC Code*

Bank Name*

Bank Branch*

Bank Address*

Bank Address Pin Code*

MICR Code

Bank Account Verification Status

400240058

Verified

Edit

Section D - Claimant Annuity Details

ASP Names*

Scheme Names*

Annuity Frequency*

View Annuity Quote

«

Save & Proceed

Close

»

Figure 37

On execution of death withdrawal request in CRA, the annuitant's details and scanned documents will be shared with Annuity Service Provider (ASP) opted by Claimant. If the annuitant's details and scanned documents are correct, annuity policy will be issued by ASP.

If documents uploaded are not sufficient/incorrect or any additional documents required, then ASP may contact Claimant for completion of annuity formalities. Alternatively, if required,

Claimant may contact ASP. The complete contact details of ASPs are available on CRA Website (www.npscra.nsdl.co.in).

On completion of annuity formalities, ASP will confirm Annuity request of the Claimant online in the CRA system. On Successful authorization of Annuity request by ASP, same will get executed in the CRA system and funds (Annuity Corpus) will be transferred to ASP's Bank Account by Trustee Bank (Axis Bank) within stipulated withdrawal timeline as mentioned above.

The annuity policy shall be issued by ASP within T+2 working days of receiving the funds at their end.
